



# THERMOELECTRIC ACTUATOR A24NC

INSTALLATION  
AND USER GUIDE



The A24NC normally closed thermoelectric actuator is designed for controlling small thermostatic valves or manifolds in heating and cooling systems. It can be controlled with an on/off controller or switch.

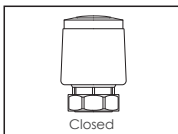
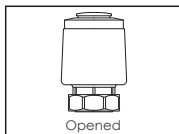
It offers a cost-effective solution for controlling hot and/or chilled water in systems such as underfloor heating, radiators, fan coil units, convectors etc.

## OPERATION

The actuator opens the valve when it is powered and closes it when power is off. The actuator also close the valve in the event of a power failure.

The actuator operates on the principle of thermal expansion therefore doesn't emit any sound.

The actuator has position indicator, see picture below.

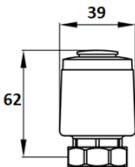


## TECHNICAL SPECIFICATIONS

Type	Normally closed
Supply voltage	24V DC, 50 - 60Hz
Control input	On / Off
Maximum opening/ closing current	50 mA
Maximum opening/ closing power	11,5W

Stand by current	6,5 mA
Power consumption	2 W
Maximum load	110N
Stroke	4 mm
Full stroke time	180 sec.
IP grade	IP54
Protection class	II (double insulation)
Maximum medium temperature	120°C
Ambient temperature	0 - 45°C
Ambient and storage humidity	5 - 95% RH (Non - condensing)
Storage temperature	-10 to 45°C
Cable length	0,65 m
Dimensions	62 x 39 mm
Weight	0,15 kg

## DIMENSIONS



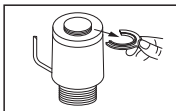
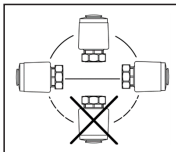
## INSTALLATION

The valve with the actuator may be installed in a horizontal position or facing upwards. Installation with the actuator facing downwards is not permitted.

The actuator has an internal spring, which is factory-fixed with a split ring (fig. on the right) to hold the spring retracted. The use of the split ring allows the actuator to be mounted to the valve. Once mounted, the split ring must be removed.

If the actuator has been disassembled and the split ring removed, the split ring can be reattached to the actuator 3 min. after the actuator powered.

The actuator features a metal ring with an internal M30 x 1.5 thread. During installation, the ring should be hand-screwed onto the valve. Do not use tools to tighten the ring.



## DISPOSAL

The actuator must be dismantled and the elements sorted into various material groups before disposal.

## WARRANTY

The actuator comes with a 24-month warranty. If it breaks down either during the warranty period or afterwards, or if you have any uncertainties, please contact us:

Telephone number	Email
+370 677 06303	<a href="mailto:sales@konveka.lt">sales@konveka.lt</a>
+370 600 05968	<a href="mailto:donatas@konveka.lt">donatas@konveka.lt</a>